


Science & Health



Behold and See 5 (Student Text and Workbook)

by Dr. David Beresford

Behold and See 5 is an up-to-date, Catholic science program written by Dr. David Beresford, a college professor, working scientist, and homeschooling father. Written for Catholic homeschooling families, *Behold and See 5* combines a stunning, full-color interior with hands-on experiments and engaging scientific content from a Catholic perspective.

Since faith and reason are inseparable, the main goal of *Behold and See 5* is to teach up-to-date scientific knowledge in the context of our Holy Faith. The text provides an in-depth, conceptual understanding of selected topics from biology, human anatomy, earth science, chemistry, and physics.

Besides being Catholic and current, *Behold and See 5* is one of the most engaging science texts you will ever use! Dr. Beresford's enthusiasm for science can be clearly seen in the text's conversational style, the abundance of hands-on experiments, and the eagerness with which he helps students actually "do science" for themselves. The accompanying Student Workbook provides kid-friendly exercises, tests, and an answer key to complete this full-year course.



SUPPLY LIST FOR EXPERIMENTS AND ACTIVITIES

All Chapters (to have on hand):

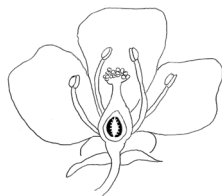
- small bound notebook
- pencil and colored pencils
- magnifying glass

Chapter 1

- pail or large bowl (salad bowl works well)
- shovel
- ruler
- board
- container

Chapter 2

- bird feeder (optional)
- bird seed for many types of birds
- two flowers (lilies, tulips, or other large flowers)
- cutting board, knife



Chapter 3

- animals or insects to research
- container and food for your animals

Chapter 5

- 2 beef or lamb hearts
- knife, cutting board
- camera (optional)

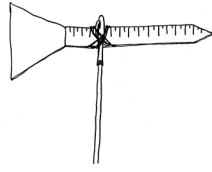
Chapter 7

- 9 pots large enough to grow 12 crowded radishes
- potting soil or soil from your yard
- radish seeds
- ruler
- 1 cup of earthworms or mealworms or 4 hardboiled eggs, chopped
- piece of plywood or a flattened cardboard box
- Optional: birdhouse activity, see pg. 135 in *Behold and See 5 Student Text* for supplies

Continued...

Chapter 8

- compass
- protractor
- ruler
- pencil and paper
- paints, markers, or colored pencils
- piece of white paper and pieces of colored paper



Temperature project: thermometer

Rain gauge project: ruler, jar

Weather vane project: post or pole (such as an old ski pole), ballpoint pen, ruler, cardboard or plastic

Barometer project: barometer

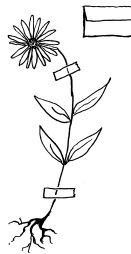
Chapter 9

- modeling dough or make salt dough
(see pgs. 188–189 in text for recipes)
- leaves, snail shells, sea shells, small flowers, grass, bugs, small sticks, etc.
- safety glasses
- cloth bag or pillowcase
- hammer
- unusual rocks (samples of igneous, sedimentary, and metamorphic rock)
- field guide to rocks and minerals
- box for collecting rocks
- labels or liquid white-out
- magnet
- sewing needle
- cup of water
- styrofoam coffee cup
- block eraser

Plant and insect collections may be completed after Chapter 10, or enjoyed as summer projects.

Plant Collecting:

- binder
- 12–20 different plants, or leaves
- pocket knife (with parental permission)
- small shovel
- box to carry specimens
- envelopes to collect seeds



Pressing:

- newspapers, cardboard, small board, weights, waxed paper
- carpenter’s wood glue and waxed paper, or tape and herbarium paper
- cardstock paper for labels
- field guide of wild plants for your region

Insect Collecting:

- 12–20 different insects
- cigar box, shoe box, or collecting box
- mosquito netting or other material and frame of old racquet (or purchase an insect net)

- nail-polish remover
- one or more wide-mouthed jars and lids
- cotton or other absorbent material
- insect pins (from an online supply store) or cards the size of postage stamps and white glue
- styrofoam board, knife
- strips of paper for spreading
- rubbing alcohol in small vials
- cardstock for labels
- short pins (sewing pins, mapping pins, or other short brass pins)
- mothballs or naphthalene flakes (see health warning on pg. 218 in *Behold and See 5 Student Text*) and small cardboard box

