


# CATHOLIC HERITAGE CURRICULA

## Free Printable Timeline Template 2


This history timeline can be posted on your wall or stored in a binder. If you don't have wall space to post the entire timeline on a wall in your home, post a few pages at a time and store the rest in sheet protectors in a three-ring binder.

After each page of the timeline is a page on which the student may write one-paragraph essays about important events. Guidelines for writing a one-paragraph essay and recommended topics for the 17th to 21st centuries can be found in [CHC Lesson Plans for Eighth Grade](#) or [Light to the Nations Part 2 Daily Lesson Plans](#). Three one-paragraph essays are assigned for most of the timeline pages. The student should choose the one that he thinks is most important and paste it in the box at the bottom of the timeline page. The other two essays can be pasted on the back of the timeline page.


To add extra visual appeal, it is recommended to include images on the timeline. The student can draw your own images, use holy cards, and/or use public domain images from <https://etc.usf.edu/clipart>. Use the search bar on <https://etc.usf.edu/clipart> to find public domain images of famous people and events, or browse the categories "People," "Arts and Architecture," and "Military." When you find an image you like, scroll to the bottom of the page for options to download it for free in different file types and image sizes. (Don't click "Add to Cart"; you don't need to pay for the images since you're not using them for commercial purposes.)



This timeline is designed to accompany [Light to the Nations, Part 2: The Making of the Modern World](#), a history program for grades 8–10.



A complete daily schedule for *Light to the Nations, Part 2* is included in [CHC Lesson Plans for Eighth Grade](#).



If you only need the lesson plans for this one subject, you can purchase them separately in [Light to the Nations Part 2 Daily Lesson Plans](#).



# 1700-1749



1694-1778: Voltaire



1712-1778: Rousseau




1717-1780: Maria Theresia

1703: Pyotr the Great captures the mouth of Neva River, the site of future St. Petersburg.

1738: Clement XII condemns Freemasonry, forbids Catholics to join.

1740: Friedrich II becomes King of Prussia. Maria Theresia becomes ruler of Austria.



1713-1784: Diderot

1699-1782: Marquis of Pombal

1729-1796: Katerina the Great

1701-1790: von Hontheim

1712-1786: Friedrich the Great

1705-1774: Clement XIV

1694-1775: St. Paul of the Cross

1717-1799: Pius VI

1675-1758: Benedict XIV

1696-1787: St. Alphonsus de Liguori




1703-1791: John Wesley

## The Enlightened Despots


Nam quam eat. Us eaque simint in nus as inum ea veligendem imilige ndelecte necto  
prae net mo mi, verum que nostis ex entur aut et hicia que aut ut et et dol  
quis paris dunto tent est omnim consecea qui nest untur. Lendanditat sequid  
mollabo raestem postiunti corem sequatusapis exceaue velignit ad mos  
aliae ilique cum nulparum dollaut essimagnim ut qui te re aut dit lant.  
Pe plitati adita in plitatus molore, cus re maio dole ratem ea dolo quant.  
Auation sendign ihillaut doluptisto con rempedi autem velendi consent  
alis dolorro restrum quat quam quae s

SAMPLE


# 1600–1649




In this space, paste the one-paragraph essay that you think is most important for this time period of history. Recommended essay topics can be found in Weeks 3, 6, 14, 23, 28, 35, and 36 of [CHC Lesson Plans for Eighth Grade](#) or [Light to the Nations Part 2 Daily Lesson Plans](#).



A rectangular box with a decorative scrollwork border. Inside the box, there are ten horizontal lines for writing. The top line is slightly shorter than the others, leaving a margin at the top.



A rectangular box with a decorative scrollwork border. Inside the box, there are ten horizontal lines for writing. The top line is slightly shorter than the others, leaving a margin at the top.




A rectangular box with a decorative scrollwork border. Inside the box, there are ten horizontal lines for writing. The top line is slightly shorter than the others, leaving a margin at the top.


# 1650–1699




In this space, paste the one-paragraph essay that you think is most important for this time period of history. Recommended essay topics can be found in Weeks 3, 6, 14, 23, 28, 35, and 36 of [CHC Lesson Plans for Eighth Grade](#) or [Light to the Nations Part 2 Daily Lesson Plans](#).



A rectangular box with a decorative scrollwork border. Inside the box, there are ten horizontal lines for writing, with a larger margin at the top.




A rectangular box with a decorative scrollwork border. Inside the box, there are ten horizontal lines for writing, with a larger margin at the top.




A rectangular box with a decorative scrollwork border. Inside the box, there are ten horizontal lines for writing, with a larger margin at the top.


# 1700–1749




In this space, paste the one-paragraph essay that you think is most important for this time period of history. Recommended essay topics can be found in Weeks 3, 6, 14, 23, 28, 35, and 36 of [CHC Lesson Plans for Eighth Grade](#) or [Light to the Nations Part 2 Daily Lesson Plans](#).



A rectangular box with a decorative scrollwork border. Inside the box, there are ten horizontal lines for writing. The top line is slightly shorter than the others, leaving a margin at the top.




A rectangular box with a decorative scrollwork border. Inside the box, there are ten horizontal lines for writing. The top line is slightly shorter than the others, leaving a margin at the top.




A rectangular box with a decorative scrollwork border. Inside the box, there are ten horizontal lines for writing. The top line is slightly shorter than the others, leaving a margin at the top.




# 1750–1799




In this space, paste the one-paragraph essay that you think is most important for this time period of history. Recommended essay topics can be found in Weeks 3, 6, 14, 23, 28, 35, and 36 of [CHC Lesson Plans for Eighth Grade](#) or [Light to the Nations Part 2 Daily Lesson Plans](#).



A rectangular box with a decorative scrollwork border. Inside the box, there are ten horizontal lines for writing, with a larger margin at the top.




A rectangular box with a decorative scrollwork border. Inside the box, there are ten horizontal lines for writing, with a larger margin at the top.




A rectangular box with a decorative scrollwork border. Inside the box, there are ten horizontal lines for writing, with a larger margin at the top.


# 1800–1849




In this space, paste the one-paragraph essay that you think is most important for this time period of history. Recommended essay topics can be found in Weeks 3, 6, 14, 23, 28, 35, and 36 of [CHC Lesson Plans for Eighth Grade](#) or [Light to the Nations Part 2 Daily Lesson Plans](#).



A rectangular box with a decorative scrollwork border. Inside the box, there are ten horizontal lines for writing, with a larger margin at the top.



A rectangular box with a decorative scrollwork border. Inside the box, there are ten horizontal lines for writing, with a larger margin at the top.




A rectangular box with a decorative scrollwork border. Inside the box, there are ten horizontal lines for writing, with a larger margin at the top.


# 1850–1899




In this space, paste the one-paragraph essay that you think is most important for this time period of history. Recommended essay topics can be found in Weeks 3, 6, 14, 23, 28, 35, and 36 of [CHC Lesson Plans for Eighth Grade](#) or [Light to the Nations Part 2 Daily Lesson Plans](#).



A rectangular box with a decorative scrollwork border. Inside the box, there are ten horizontal lines for writing. The top line is slightly shorter than the others, leaving a margin.



A rectangular box with a decorative scrollwork border. Inside the box, there are ten horizontal lines for writing. The top line is slightly shorter than the others, leaving a margin.




A rectangular box with a decorative scrollwork border. Inside the box, there are ten horizontal lines for writing. The top line is slightly shorter than the others, leaving a margin.


# 1900–1949




In this space, paste the one-paragraph essay that you think is most important for this time period of history. Recommended essay topics can be found in Weeks 3, 6, 14, 23, 28, 35, and 36 of [CHC Lesson Plans for Eighth Grade](#) or [Light to the Nations Part 2 Daily Lesson Plans](#).



A rectangular box with a decorative scrollwork border. Inside the box, there are ten horizontal lines for writing. The top line is slightly shorter than the others, leaving a margin at the top.




A rectangular box with a decorative scrollwork border. Inside the box, there are ten horizontal lines for writing. The top line is slightly shorter than the others, leaving a margin at the top.




A rectangular box with a decorative scrollwork border. Inside the box, there are ten horizontal lines for writing. The top line is slightly shorter than the others, leaving a margin at the top.




# 1950–1999




In this space, paste the one-paragraph essay that you think is most important for this time period of history. Recommended essay topics can be found in Weeks 3, 6, 14, 23, 28, 35, and 36 of [CHC Lesson Plans for Eighth Grade](#) or [Light to the Nations Part 2 Daily Lesson Plans](#).



A rectangular box with a decorative scrollwork border. Inside the box, there are ten horizontal lines for writing. The top line is slightly shorter than the others, leaving a margin at the top.




A rectangular box with a decorative scrollwork border. Inside the box, there are ten horizontal lines for writing. The top line is slightly shorter than the others, leaving a margin at the top.




A rectangular box with a decorative scrollwork border. Inside the box, there are ten horizontal lines for writing. The top line is slightly shorter than the others, leaving a margin at the top.


# 2000–2049




In this space, paste the one-paragraph essay that you think is most important for this time period of history. Recommended essay topics can be found in Weeks 3, 6, 14, 23, 28, 35, and 36 of [CHC Lesson Plans for Eighth Grade](#) or [Light to the Nations Part 2 Daily Lesson Plans](#).



A rectangular box with a decorative scrollwork border. Inside the box, there are ten horizontal lines for writing. The top line is slightly shorter than the others, leaving a margin.



A rectangular box with a decorative scrollwork border. Inside the box, there are ten horizontal lines for writing. The top line is slightly shorter than the others, leaving a margin.



A rectangular box with a decorative scrollwork border. Inside the box, there are ten horizontal lines for writing. The top line is slightly shorter than the others, leaving a margin.