


CATHOLIC HERITAGE CURRICULA

Free Printable Timeline Template 1


This history timeline can be posted on your wall or stored in a binder. If you don't have wall space to post the entire timeline on a wall in your home, post just a few centuries at a time and store the rest in sheet protectors in a three-ring binder.

On each page of the timeline, there is a box with lines in it for you to write a one-paragraph essay about something important that happened during that century. Guidelines for writing a one-paragraph essay and recommended topics for the 1st to 17th centuries can be found in [CHC Lesson Plans for Seventh Grade](#) or [Light to the Nations Part 1 Daily Lesson Plans](#).


To add extra visual appeal, it is recommended to include images on your timeline. You can draw your own images, use holy cards, and/or use public domain images from <https://etc.usf.edu/clipart>. Use the search bar on <https://etc.usf.edu/clipart> to find public domain images of famous people and events, or browse the categories "People," "Ancient and Medieval History," "Arts and Architecture," and "Military." When you find an image you like, scroll to the bottom of the page for options to download it for free in different file types and image sizes. (Don't click "Add to Cart"; you do not need to pay for the images since you are not using them for commercial purposes.)



This timeline is designed to accompany [Light to the Nations, Part 1: The History of Christian Civilization](#), a history program for grades 7-9.



A complete daily schedule for *Light to the Nations, Part 1* is included in [CHC Lesson Plans for Seventh Grade](#).



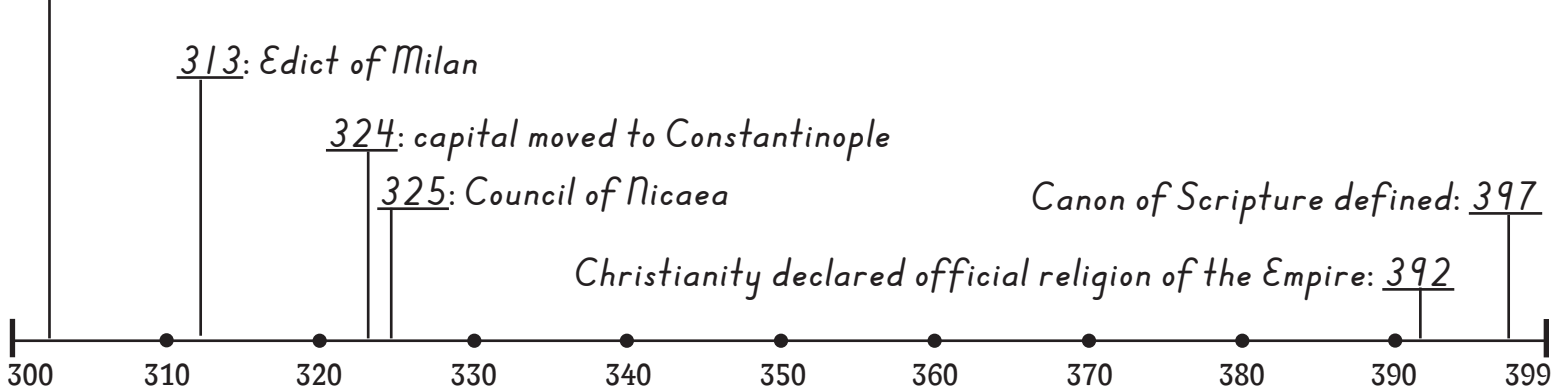
If you only need the lesson plans for this one subject, you can purchase them separately in [Light to the Nations Part 1 Daily Lesson Plans](#).



4th Century AD



303-313: Great Persecution of Diocletian and Galerius



d. 311: Galerius

245-316: Diocletian

256-336: Arius

293-373: St. Athanasius

347-395: Theodosius I

359-408: Stilicho

340-420: St. Jerome

340-430: St. Ambrose

370-410: Alaric the Visigoth



280-337: Constantine I



354-430: St. Augustine

The Edict of Milan

Nam quam eat. Us eaue simint in nus as inum ea veligendem imilige ndelete nect
 prae net mo mi, verum que nostis ex entur aut et hicia que aut ut et et dol
 quis paris dunto tent est omnim consecea qui nest untur. Lendanditat
 mollabo raestem postiunti corem sequatusapis exceaque velignit
 aliae ilique cum nulparum dollaut essimagnim ut qui te re
 Pe plitati adita in plitatus molore, cus re maio dolo
 Aquation sendign ihillaut doluptisto con rem
 alis dolorro restrum quat quam quae s

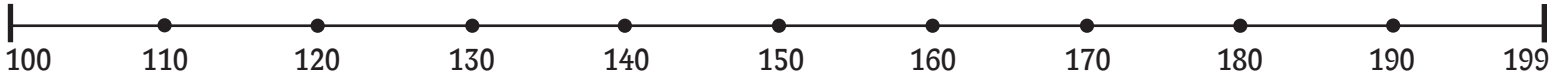
SAMPLE

1st Century AD



A large rectangular area with a decorative border, containing ten horizontal lines for writing notes.

2nd Century AD



A large rectangular area with a decorative border, containing ten horizontal lines for writing notes.

3rd Century AD



A large rectangular area with a decorative border, containing ten horizontal lines for writing notes.

4th Century AD



A large rectangular area enclosed by a double-line black border with decorative scrollwork at the corners. Inside the box, there are ten horizontal lines for writing notes. The top line is shorter than the others, starting from the left margin and ending about two-thirds of the way across the box.

5th Century AD



A large rectangular area with a decorative border, containing ten horizontal lines for writing notes. The lines are evenly spaced and extend across most of the width of the box.

6th Century AD



A large rectangular area with a decorative border, containing ten horizontal lines for writing notes.

7th Century AD



A large rectangular area with a decorative double-line border and ornate scrollwork at the corners. It contains ten horizontal lines for writing notes.

8th Century AD



A large rectangular area with a decorative border, containing several horizontal lines for writing notes.

9th Century AD



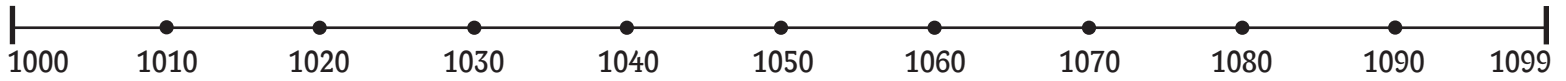
A large rectangular area with a decorative border, containing ten horizontal lines for writing notes.

10th Century AD



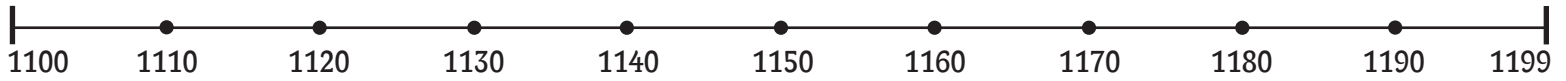
A large rectangular area with a decorative, ornate border. Inside the border, there are ten horizontal lines for writing, providing space for notes or descriptions related to the 10th century AD.

11th Century AD



A large rectangular area with a decorative, ornate border. The border consists of a double-line frame with scrollwork at the corners. Inside the frame, there are ten horizontal lines for writing, providing space for notes or descriptions related to the 11th century AD.

12th Century AD



A large rectangular area with a decorative double-line border and ornate scrollwork at the corners. Inside the border, there are ten horizontal lines for writing, with a longer line at the top and nine shorter lines below it.

13th Century AD



A large rectangular area with a decorative border, containing ten horizontal lines for writing notes.

14th Century AD



A large rectangular area with a decorative double-line border and ornate scrollwork at the corners. Inside the border, there are ten horizontal lines for writing, with a slightly longer line at the top.

15th Century AD



A large rectangular area with a decorative border, containing ten horizontal lines for writing notes.

16th Century AD



A large rectangular area with a decorative border, containing ten horizontal lines for writing notes.

17th Century AD



A large rectangular area with a decorative border, containing ten horizontal lines for writing notes.